




**FY 2018-19 Adopted Preliminary Budget Summary  
KENWOOD FIRE DISTRICT  
718015  
KENWOOD FIRE DISTRICT**

Prop 4 Limit	\$674,745
(1)* Actual Beginning Fund Balance @ 7/1/18:	\$1,122,512
(2) Plus: Budgeted FY 2018-19 Revenues: (total from attached worksheet)	\$989,587
(3) Less: Budgeted FY 2018-19 Expenditures: (total from attached worksheet)	\$1,325,564
(4)* Estimated Ending Fund Balance @ 6/30/19:	\$786,535
(5) Adopted Budget Approval Date: (Please have your Board Members sign below or attach resolution confirming approval)	8/4/2018

  
Board Member

  
Board Member

  
Board Member

\* If District Fund Balance is separated into multiple categories, each district should keep records to identify how much beginning and ending fund balance is available for each fund balance category and should work with their external auditors to identify appropriate GASB 54 fund balance classifications.

**KENWOOD FIRE DISTRICT**  
**718015**  
**OPS Budget FY2018-19 Final**

FAMIS Sub Object	EFS Account	Enterprise Financial System (EFS) Descriptions	FY2017 - 18 Final Budget	FY2018 - 19 Final Budget
1000	40002	Prop Tax - CY, Secured	779,030	766,311
1001	40003	Direct Charges - CY	48,020	44,510
1011	40012	SB2557 Prop Tax Admin	0	0
1020	40111	Supplemental Prop Taxes - CY	12,991	17,054
1040	40101	Prop Taxes - CY, Unsecured	22,689	22,689
1042	40105	Collect Cost Del CY Unsecured	0	0
1060	40201	Prop Taxes - PY, Secured	0	0
1061	40202	Direct Charges - Prior Year	0	0
1080	40221	Supplemental Prop Taxes - PY	0	0
1100	40211	Prop Taxes - PY, Unsecured	0	0
<b>10</b>		<b>Total Taxes</b>	<b>862,730</b>	<b>850,564</b>
1460		Licenses - Other	0	0
<b>13</b>		<b>Total Licenses/Permits/Franchises</b>	<b>0</b>	<b>0</b>
1700	44022	Interest in Pooled Cash	7,000	7,000
<b>17</b>		<b>Total Use of Money/Property</b>	<b>7,000</b>	<b>7,000</b>
2081	42358	State Other Funding	0	0
2440	42291	State Homeowners Prop Tax Relf	5,739	5,739
2580	42360	State Grant Revenue	0	0
2852	42441	Federal FEMA Disaster Funding	0	0
<b>20</b>		<b>Total Intergovernmental Revenues</b>	<b>5,739</b>	<b>5,739</b>
3661	45311	Other Fire Services	3,234	3,234
3700	45533	Reprographics Photocopy	50	50
3980	46200	Revenue Appl PY Misc Revenue	0	0
<b>30</b>		<b>Total Charges for Services</b>	<b>3,284</b>	<b>3,284</b>
4020	46003	Sales Non Taxable	0	0
4021	46003	Sale-Real Property	0	0
4109	46050	Cancelled/State Dated Warrants	0	0
4640		Operating Transfer In	0	123,000
<b>40</b>		<b>Total Misc Revenues/Transfers</b>	<b>0</b>	<b>123,000</b>
		<b>Grand Total Revenues</b>	<b>878,753</b>	<b>989,587</b>
5910	50701	Perm Position - Local Bds	251,640	341,140
5911	50702	Extra Help - Local Bds	52,800	42,800
5912	50709	Overtime-LOC Bds	40,000	60,000
5913	50704	Boards/Commissions - Local Bds	860	860
5914		Volunteer Stipend		10,000
5922	50753	FICA Retirement - Local Bds	22,000	30,000
5923	50755	PERS - Local Bds	56,500	72,400
5924	50756	Medicare - Local Bds	9,000	10,240
5930	50801	Health Ins - Local Bds	106,000	139,294
5940	50808	Worker's Comp - Local Bds	48,070	50,000
<b>50</b>		<b>Total Salaries/Benefits</b>	<b>586,870</b>	<b>756,734</b>
		<b>FAMIS Descriptions</b>		
6020		CLOTHING/PERSONAL	5,000	5,000
6021		UNIFORM EXPENSE	1,500	1,500
6022		SAFETY CLOTHING	14,000	14,000
6040		COMMUNICATIONS	8,500	9,500
6080		HOUSEHOLD EXPENSE	5,000	5,000
6100		INSURANCE	13,000	17,300
6140		MAINTENANCE-EQUIPMENT	15,000	15,000
6180		MAINT-BLDGS/IMP	9,000	9,000
6280		MEMBERSHIPS	4,800	4,800
6400		OFFICE EXPENSE	4,500	4,500
6457		COMPUTER CHARGES	5,000	6,900
6461		SUPPLIES/EXPENSES	6,000	6,000
6500		PROFESSIONAL/SPECIAL SERVICES	10,000	10,000
6521		COUNTY SERVICES	0	0
6526		DISPATCH SERVICES	12,000	11,000
6576		ACTUARIAL SERVICES	6,000	6,000
6587		LAFCO CHARGES	1,700	1,810
6630		AUDIT/ACCOUNTING SERVICES	8,000	8,000
6637		PROP TAX ADMIN FEE	11,000	11,000
6800		PUBLIC/LEGAL NOTICES	1,000	1,000
6880		SMALL TOOLS/INSTRUMENTS	4,600	4,600
7005		ELECTION EXPENSE	3,000	3,000
7120		TRAINING-INSERVICE	8,000	8,000
7201		GAS/OIL	10,000	12,420
7300		TRANSPORTATION/TRAVEL	2,500	2,500
7320		UTILITIES	12,000	12,000
<b>60</b>		<b>Total Services/Supplies</b>	<b>181,100</b>	<b>189,830</b>
8510		BUILDINGS/IMPROVEMENTS	21,000	21,000
8560		EQUIPMENT	20,000	143,000
<b>85</b>		<b>Total Capital Assets</b>	<b>41,000</b>	<b>164,000</b>
8620		UNCLM-OT-WITHIN A FUND	200,000	200,000
8642		GENERAL-TO-TRUST	0	0
<b>86</b>		<b>Total Other Financing Uses</b>	<b>200,000</b>	<b>200,000</b>
9000		APPROPRIATIONS FOR CONT	15,000	15,000
<b>90</b>		<b>Total Appropriations for Contingencies</b>	<b>15,000</b>	<b>15,000</b>
		<b>Grand Total Expenditures</b>	<b>1,023,970</b>	<b>1,325,564</b>
		<b>Increase/(Decrease) to Fund Balance</b>	<b>(145,217)</b>	<b>(335,977)</b>

8560