



**FY 2022-23 Final Budget Summary
KENWOOD FIRE DISTRICT
718015**


Prop 4 Limit	\$809,061
(1)* Actual Beginning Fund Balance @ 9/1/22:	\$1,560,000
(2) Plus: Budgeted FY 2022-23 Revenues: (total from attached worksheet)	\$1,847,970
(3) Less: Budgeted FY 2022-23 Expenditures: (total from attached worksheet)	\$1,789,630
(4)* Estimated Ending Fund Balance @ 6/30/23:	\$1,618,340
(5) Final Budget Approval Date:	9/6/2022
(Please have your Board Members sign below or attach resolution confirming approval)	




Board Member




Board Member



Board Member



Board Member



Board Member

* If District Fund Balance is separated into multiple categories, each district should keep records to identify how much beginning and ending fund balance is available for each fund balance category and should work with their external auditors to identify appropriate GASB 54 fund balance classifications.

KENWOOD FIRE DISTRICT
718015 Final Budget
KENWOOD FIRE DISTRICT

FAMIS Sub Object	EPS Account	Enterprise Financial System (EFS) Descriptions	FY2022 - 23 Preliminary Budget	FY2022-23 Actual as of 7/22	FY2022 - 23 Final Budget
1000	40002	Prop Tax - CY, Secured	947,773	45,022	990,000
1001	40003	Direct Charges - CY	330,000	1,990	295,481
1011	40012	SB2557 Prop Tax Admin	(11,181)	0	(11,181)
1020	40111	Supplemental Prop Taxes - CY	7,558	1,852	7,558
1040	40101	Prop Taxes - CY, Unsecured	20,490	0	20,342
1050		Supplemental Prop Taxes - CY	10,737	10,075	20,811
1051		Supplemental Prop Taxes - PY	(12)	0	(12)
1069		Prop Tax PY Unsecured	460	566	1,056
1060	40201	Prop Taxes - PY, Secured	(27)	0	(27)
1061	40202	Direct Charges - Prior Year	577	0	577
1070		State-Other in-Lieu Tax	19	0	19
1100	40211	Prop Taxes - PY, Unsecured	0	0	0
10		Total Taxes	1,312,394	59,535	1,332,624
1460		Licenses - Other	0	0	0
1500		Wildfire Tax Loss	0	2,504	0
13		Total Licenses/Permits/Franchises	0	2,504	0
1700	44022	Interest in Pooled Cash	72	405	476
17		Total Use of Money/Property	72	405	476
2081	42358	State Other Funding	5	0	5
2050		County Stabilization	120,000	0	120,000
2050		County Revenue Sharing	180,000	0	180,000
2440	42291	State Homeowners Prop Tax Refl	4,938	2,428	7,441
2560	42360	State Grant Revenue	0	0	0
2852	42441	Federal FEMA Disaster Funding	0	0	0
20		Total Intergovernmental Revenues	304,943	2,428	307,446
3661	45311	Other Fire Services/Inspections WUI	0	0	0
3700	45533	Reprographics Photocopy	50	0	50
3980	46200	Revenue Appl PY Misc Revenue	0	0	0
30		Total Charges for Services	50	0	50
4020	46003	Sales Non Taxable	0	0	0
4021	46003	Sale-Real Property	0	0	0
4040		Misc. Revenue	0	758	0
4109	46050	Cancelled/State Dated Warrants	0	0	0
4640		Operating Transfer In (Roll over)	0	0	78,650
		Operating Transfer In (FY 21-22 Roll over)	0	0	64,359
40		Total Misc Revenues/Transfers	0	758	143,015
		Grand Total Revenues	1,617,459	65,630	1,847,970
5910	50701	Perm Position - Local Bds	676,438	30,196	676,438
5911	50702	Extra Help - Local Bds	57,750	5,903	57,750
5912	50709	Overtime-LOC Bds	76,592	15,715	76,592
5913	50704	Boards/Commissions - Local Bds	1,650	402	1,650
5914		Volunteer Stipends	18,800	1,248	18,800
5922	50753	FICA Retirement - Local Bds	17,000	1,130	17,000
5923	50755	PERS - Local Bds	127,322	32,220	127,322
5924	50756	Medicare - Local Bds	9,300	790	9,300
5930	50801	Health Ins - Local Bds	166,002	9,794	166,002
5940	50808	Worker's Comp - Local Bds	49,725	15,667	63,000
50		Total Salaries/Benefits	1,200,679	119,065	1,213,854
		FAMIS Descriptions			
6020		CLOTHING/PERSONAL	6,300	0	6,300
6021		UNIFORM EXPENSE	1,800	0	1,800
6022		SAFETY CLOTHING	13,000	0	13,000
6040		COMMUNICATIONS	10,000	0	10,000
6080		HOUSEHOLD EXPENSE	5,000	0	5,000
6100		INSURANCE	25,300	0	26,000
6140		MAINTENANCE-EQUIPMENT	21,100	635	21,100
6180		MAINT-BLDGS/MP	9,000	0	9,000
6260		MEMBERSHIPS	5,900	0	5,900
6400		OFFICE EXPENSE	5,000	167	5,000
6457		COMPUTER CHARGES	7,900	0	7,900
6461		SUPPLIES/EXPENSES	5,500	0	5,500
6500		PROFESSIONAL/SPECIAL SERVICES	11,000	228	11,000
6521		COUNTY SERVICES	0	0	0
6526		DISPATCH SERVICES	2,170	0	2,170
6576		ACTUARIAL SERVICES	7,100	0	7,100
6587		LAFCO CHARGES	2,600	0	2,600
6630		AUDIT/ACCOUNTING SERVICES	8,500	0	8,500
6637		PROP TAX ADMIN FEE	500	0	500
6800		PUBLIC/LEGAL NOTICES	1,000	0	1,000
6880		SMALL TOOLS/INSTRUMENTS	7,700	0	7,700
7005		ELECTION EXPENSE	5,000	0	5,000
7120		TRAINING-INSERVICE	9,500	0	9,500
7201		GAS/OIL	16,000	0	16,000
7300		TRANSPORTATION/TRAVEL	2,500	0	2,500
7320		UTILITIES	17,050	0	17,050
60		Total Services/Supplies	206,420	1,030	207,120
8510		BUILDINGS/IMPROVEMENTS	10,000	0	10,000
8560		EQUIPMENT	10,000	0	10,000
85		Total Capital Assets	20,000	0	20,000
8620		UNCLM-OT-WITHIN A FUND (Transfer Roll Over)	0	0	78,656
8642		GENERAL-TO-TRUST	190,000	0	270,000
86		Total Other Financing Uses	190,000	0	348,656
9000		APPROPRIATIONS FOR CONT	0	0	0
90		Total Appropriations for Contingencies	0	0	0
		Grand Total Expenditures	1,616,999	120,095	1,789,630
		Increase/(Decrease) to Fund Balance	460	(54,465)	58,340